

|                        |
|------------------------|
| Inserts                |
| General turning        |
| Aluminum wheel turning |
| Automatic lathes       |
| Ceramic tools          |
| Parting and grooving   |
| Threading              |
| Drills                 |
| Cartridges             |
| Brazed tools           |
| Tooling                |



# Tooling


|               |      |
|---------------|------|
| Contents      | L.02 |
| Lathe centres | L.03 |
| Drill chucks  | L.04 |

|                         |
|-------------------------|
| Inserts                 |
| General turning         |
| Aluminium wheel turning |
| Automatic lathes        |
| Ceramic tools           |
| Parting and grooving    |
| Threading               |
| Drills                  |
| Cartridges              |
| Brazed tools            |
| <b>Tooling</b>          |

**Lathe centres**

**RC**  
  
Page L.03

**RN**  
  
Page L.03




**Drill chucks**

**SP-B**  
Keyless drill chucks  
  
Page L.04

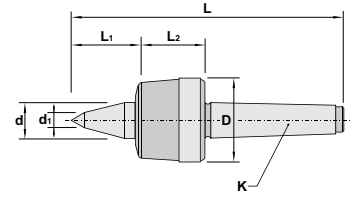
**SPX-B**  
Keyless drill chucks  
  
Page L.04

**CK-B**  
Keyless drill chucks  
  
Page L.05





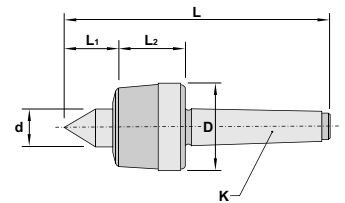
**Characteristics:**  
Revolving lathe centres



| <b>RC</b> |                | <b>K</b> | <b>D</b> | <b>d</b> | <b>d1</b> | <b>L1</b> | <b>L2</b> | <b>L</b> | <b>kg</b> |
|-----------|----------------|----------|----------|----------|-----------|-----------|-----------|----------|-----------|
| Ref.      | <b>R-300-C</b> | MK3      | 49       | 22       | 10        | 38        | 47        | 174      | 0,900     |
|           | <b>R-400-C</b> | MK4      | 63       | 30       | 11        | 46        | 52        | 207      | 1,950     |
|           | <b>R-500-C</b> | MK5      | 85       | 35       | 18        | 64        | 64        | 266      | 4,000     |



**Characteristics:**  
Revolving lathe centres



| <b>RN</b> |                | <b>K</b> | <b>D</b> | <b>d</b> | <b>L1</b> | <b>L2</b> | <b>L</b> | <b>kg</b> |
|-----------|----------------|----------|----------|----------|-----------|-----------|----------|-----------|
| Ref.      | <b>R-200-N</b> | MK2      | 42       | 18       | 24        | 35        | 128      | 0,500     |
|           | <b>R-300-N</b> | MK3      | 49       | 22       | 29        | 47        | 163      | 0,850     |
|           | <b>R-400-N</b> | MK4      | 63       | 30       | 35        | 52        | 196      | 1,900     |
|           | <b>R-500-N</b> | MK5      | 85       | 35       | 48        | 64        | 250      | 3,950     |

Inserts

General turning

Aluminium wheel turning

Automatic lathes

Ceramic tools

Parting and grooving

Threading

Drills

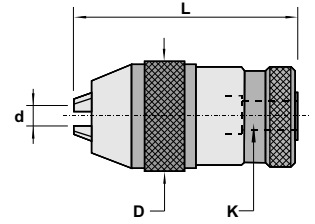
Cartridges

Brazed tools

Tooling



**Characteristics:**  
Keyless drill chucks, precision class  
DIN 238

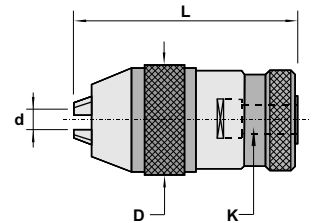


## SP-B

| Ref.     |  | d    | K   | Lmin | Lmax | D  | Kg    |
|----------|--|------|-----|------|------|----|-------|
| SP08-B12 |  | 0-8  | B12 | 67   | 67   | 37 | 0,450 |
| SP10-B12 |  | 0-10 | B12 | 81   | 81   | 41 | 0,700 |
| SP10-B16 |  | 0-10 | B16 | 81   | 81   | 41 | 0,650 |
| SP13-B16 |  | 1-13 | B16 | 88   | 88   | 46 | 0,950 |
| SP16-B16 |  | 3-16 | B16 | 95   | 95   | 55 | 1,250 |
| SP16-B18 |  | 3-16 | B18 | 95   | 95   | 55 | 1,250 |



**Characteristics:**  
Key drill chucks, with supplementary gripping tongue, precision class  
DIN 238

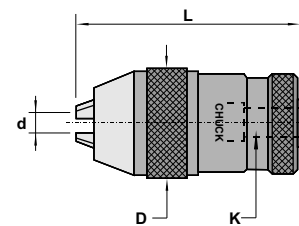


## SPX-B


| Ref.      |  | d    | K   | Lmin | Lmax | D  | Kg    |
|-----------|--|------|-----|------|------|----|-------|
| SPX08-B12 |  | 0-8  | B12 | 67   | 67   | 37 | 0,450 |
| SPX13-B16 |  | 1-13 | B16 | 88   | 88   | 46 | 1,250 |
| SPX16-B16 |  | 3-16 | B16 | 95   | 95   | 55 | 0,950 |
| SPX16-B18 |  | 3-16 | B18 | 95   | 95   | 55 | 1,250 |



**Characteristics:**  
Keyless drill chucks, standard class



## CK-B

| Ref. |                 | d    | K   | Lmin | Lmax | D  |  Kg |
|------|-----------------|------|-----|------|------|----|--|
|      | <b>CK08-B12</b> | 0-8  | B12 | 67   | 67   | 37 | 0,350  |
|      | <b>CK10-B12</b> | 0-10 | B12 | 81   | 81   | 41 | 0,400  |
|      | <b>CK13-B16</b> | 1-13 | B16 | 88   | 88   | 46 | 0,700  |
|      | <b>CK16-B16</b> | 3-16 | B16 | 95   | 95   | 55 | 1,100  |
|      | <b>CK16-B18</b> | 3-16 | B18 | 95   | 95   | 55 | 1,100  |
|      | <b>CK20-B18</b> | 5-20 | B18 | 127  | 140  | 64 | 2,250  |